




# Sanaplan



STEEL COLUMN RADIATORS

# SANAPLAN

Sanaplan provides the best of both worlds - a modern steel column radiator with safe, hygienic, yet traditional profile. Manufactured from high-quality steel, the innovative design of the Sanaplan eliminates all sharp edges and corners to create a visually muted and softened effect, especially suited to applications where safety and hygiene are paramount.

The traditional column profiling of the Sanaplan perfectly complements both a modern environment and period refurbishment.

The Sanaplan comes powder coated in a warm/white satin finish RAL 9010, further enhancing its soft warm appearance. Other colours are available on request.

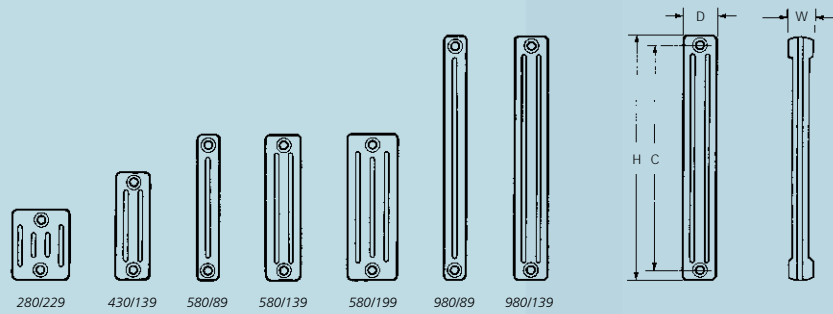
The Sanaplan range offers seven models, from 280mm to 980mm in height. Sanaplan units are supplied in assembled lengths and further section blocks can be joined to suit design application requirements.



Produced from 1.25mm sheet steel, the Sanaplan comes complete with plugs, bushes and vents, and a choice of 1/2", 3/4" or 1" connections. Wall or floor mounting brackets can be supplied to allow the maximum flexibility in siting.

Sanaplan radiators are delivered in tough durable packaging to protect the finish, and the installation can be carried out with cartons in place to resist damage during the final site working or decorating.

Sanaplan radiators have a maximum working pressure of 4 bar (6 bar on request), although 89mm and 139mm depths can be ordered for an 8 bar working pressure. Sanaplan has a 5 year guarantee against manufacturing defects.



## Single Section Output/Dimensions

Model			280/229	430/139	580/89	580/139	580/199	980/89	980/139
Height	H	mm	280	430	580	580	580	980	980
		ins	11.02	16.92	22.83	22.83	22.83	38.58	38.58
Centres	C	mm	200	350	500	500	500	900	900
		ins	7.87	13.77	19.68	19.68	19.68	35.43	35.43
Section width	W	mm	50	50	50	50	50	50	50
		ins	1.96	1.96	1.96	1.96	1.96	1.96	1.96
Depth	D	mm	229	139	89	139	199	89	139
		ins	9.01	5.47	3.5	5.47	7.83	3.5	5.47
Water Volume per Section		lit	0.95	0.96	0.85	1.15	1.54	1.13	1.67
		gal	0.20	0.21	0.18	0.25	0.33	0.24	0.36
Dry Weight per Section		kg	1.43	1.36	1.27	1.82	2.49	2.15	3.07
		lbs	3.15	2.99	2.79	4.01	5.48	4.73	6.76
Heat Output per Section		watts	75	71	70	94	120	116	151
		Btu/hr	255	242	238	320	409	395	515
Heat Output per Section En 442 75-65-20°C		watts	57	54	53	72	91	88	113
		Btu/hr	195	184	181	246	311	300	386
Maximum Factory Assembled Lengths			36	44	44	40	36	28	28

## Multiple Section Outputs/Watts 90/70/20°C

Sections	220/229	430/139	580/89	580/139	580/199	980/89	980/139
4	300	284	280	376	480	464	604
5	375	355	350	470	600	580	755
6	450	426	420	564	720	696	906
7	525	497	490	658	840	812	1057
8	600	568	560	752	960	928	1208
9	675	639	630	846	1080	1044	1359
10	750	710	700	940	1200	1160	1510
11	825	781	770	1034	1320	1276	1661
12	900	852	840	1128	1440	1392	1812
13	975	923	910	1222	1560	1508	1963
14	1050	994	980	1316	1680	1624	2114
15	1125	1065	1050	1410	1800	1740	2265
16	1200	1136	1120	1504	1920	1856	2416
17	1275	1207	1190	1598	2040	1972	2567
18	1350	1278	1260	1692	2160	2088	2718
19	1425	1349	1330	1786	2280	2204	2869
20	1500	1420	1400	1880	2400	2320	3020
21	1575	1491	1470	1974	2520	2436	3171
22	1650	1562	1540	2068	2640	2552	3322
23	1725	1633	1610	2162	2760	2668	3473
24	1800	1704	1680	2256	2880	2784	3624
25	1875	1775	1750	2350	3000	2900	3775
26	1950	1846	1820	2444	3120	3016	3926
27	2025	1917	1890	2538	3240	3132	4077
28	2100	1988	1960	2632	3360	3248	4228
29	2175	2059	2030	2726	3480	3364	4379
30	2250	2130	2100	2820	3600	3480	4530
31	2325	2201	2170	2914	3720	3596	4681
32	2400	2272	2240	3008	3840	3712	4832
33	2475	2343	2310	3102	3960	3828	4983
34	2550	2414	2380	3196	4080	3944	5134
35	2625	2485	2450	3290	4200	4060	5285
36	2700	2556	2520	3384	4320	4176	5436
37	2775	2627	2590	3478	4440	4292	5587
38	2850	2698	2660	3572	4560	4408	5738
39	2925	2769	2730	3666	4680	4524	5889
40	3000	2840	2800	3760	4800	4640	6040
41	3075	2911	2870	3854	4920	4756	6191
42	3150	2982	2940	3948	5040	4872	6342
43	3225	3053	3010	4042	5160	4988	6493
44	3300	3124	3080	4136	5280	5104	6644

Further lengths are possible by joining sections.


The heat outputs quoted are based upon a mean water temperature in the radiator of 80°C (176°F) and a room temperature of 20°C (68°F). For other operating conditions refer to the table of correction factors on page 4.

# Bracketry

## Bracket / Support Requirement

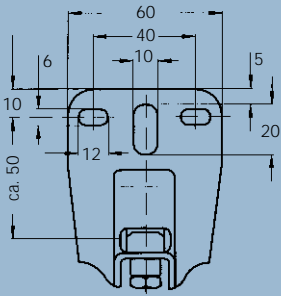
Bracket sets available for each radiator model

Model	No. Sections	No. Sections	No. Sections
280/229	4 to 20	21 to 40	41 to 50
430/139	4 to 20	21 to 40	41 to 50
580/89	4 to 20	21 to 40	41 to 50
580/139	4 to 20	21 to 40	41 to 50
580/199	4 to 20	21 to 36	37 to 46
980/89	4 to 20	21 to 40	41 to 50
980/139	4 to 20	21 to 36	37 to 46
No. of Bracket sets	2	3	4




Rear View Detailing Fixing Clamps


## Wall Mounting Brackets



All dimensions in mm



Screw Fixing Set  
352P/11/109P



Masonry Fixing Set  
352P/380/109P



Wall Brackets  
- Adjustable

Wall to Radiator Requirements

Bracket	Wall to Radiator Dimension
No.11	40mm + 20mm (Adjustable)
No.21	70mm + 20mm (Adjustable)

## Thermal Output

The outputs quoted in the preceding tables are based on a mean water temperature in the radiator of 80°C and a room temperature of 20°C (ie 60°C difference). For other operating conditions the following factors should be applied:

°C	Factor	°C	Factor
5	0.046	45	0.700
10	0.108	50	0.798
15	0.179	55	0.898
20	0.256	<b>60</b>	<b>1.000</b>
25	0.338	65	1.104
30	0.423	70	1.211
35	0.512	75	1.319
40	0.605		

For EN442 Correction Factors contact MHS Radiators

## Water Treatment

This product is for use on closed heating systems only and is not suitable for installation within secondary HWS circuits.

On completion of installation the system should be properly flushed and filled (in accordance with BS 5449 section five Commissioning) in order to remove debris and minimise the presence of solid particles and chemical residues which may cause corrosion and damage within the system.


If a corrosion inhibitor is to be used, this should be in accordance with the manufacturer's instructions and recommendations and should take into account the particular metals within the system.

Further details on some suitable and available flushing agents and inhibitors can be obtained from:

Betz Dearborn, Widnes, Cheshire WA8 8UD  
Tel: 0151 424 5351


Fry Technology UK, Marlowe Way, Beddington Farm Road,  
Croydon CR0 4XS  
Tel: 0870 601 5000

## Floor Mounting Brackets

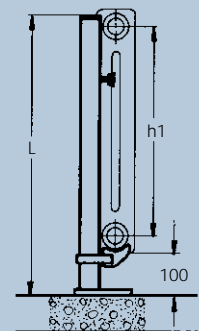


Free Standing Bracket Set

Centres h1 mm	Height L mm	Product Code
200	360	201 P-200
350	510	201 P-350
500	660	201 P-500
900	1060	201 P-900



Adjustable Foot  
140mm - 180mm height



Nr. 201P

Feature Radiators

Email: [contactus@featureradiators.co.uk](mailto:contactus@featureradiators.co.uk) Tel: 01268 591010 Fax: 01268 728202

[www.featureradiators.com](http://www.featureradiators.com)

This publication is issued subject to alteration or withdrawal without notice.

The illustrations and specifications are not binding in detail. All offers and sales are subject to the Company's current terms and conditions of sale.

QW/1201/4673